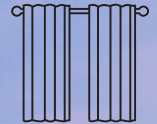
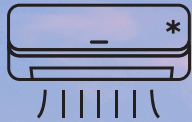




B2B | OEM | ODM | IoT Solution Provider

SMART HOME | SMART OFFICE | SMART LIGHTING | IoT SOLUTIONS



PRODUCT CATALOG 2025

ABOUT US

At NUE, we believe that innovation defines true comfort. We understand that every individual is unique, and so should be their smart living environment – whether it's a home, workspace, or any other setting. With NUE, you can tailor your space to match your lifestyle and daily rhythms seamlessly.

Our intelligent, adaptive, and effortless system takes all the work out of being at home, making it relaxing again.



NUE products are Multifunctional, inbuilt features for versatile use, eliminating clutter and reducing costs with one device instead of many.



NUE offers versatile technology for projects of any size. Choose from Zigbee, Z-wave, WiFi, BLE and KNX platforms, suitable for single rooms, homes, or multi-floor commercial spaces.

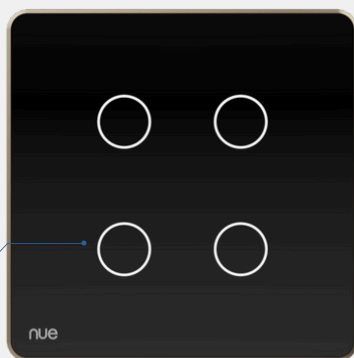


NUE Modular design provides increased flexibility and allows for a wide range of combinations, catering to diverse needs and preferences



NUE engineering ensures top-quality and stability, addressing all concerns. Enjoy peace of mind with a 2-year warranty, reflecting our commitment to excellence.






Capacitive
Touch

Empower Your Space with the 4 Touch Smart Panel

A future-ready wireless solution designed for seamless integration in smart homes, commercial spaces, hospitality settings, and real estate developments. Control up to four electrical circuits with ease –scalable, reliable, and built for modern living.

Convenience, Redefined.

Turn devices on or off with a simple tap, control them remotely via your phone, or use voice commands with Alexa or Google Assistant.




Black Gold

Model No : NUE-N2XXX-BG-WF



Black Black

Model No : NUE-N2XXX-BB-WF



White Gold

Model No : NUE-N2XXX-WG-WF

Specifications	
Electronic	<ul style="list-style-type: none"> Capacitive Touch Lux Sensor.
Electrical	<ul style="list-style-type: none"> Power Input :- AC 230V/110V 50/60Hz. Power Output :- 4 x 18A/16A Switches.
Operating Humidity & Temperature	<ul style="list-style-type: none"> 0 - 90% & 32 °F to 104 °F.
Size	<ul style="list-style-type: none"> 100mm*100mm*35mm [2M].
Weight	100g.
RF Variant	WIFI ZIGBEE.
Use cases	Smart Homes Smart Hotels Smart Buildings Smart Offices .
Market region	Asia, UK

- GST Extra
- Product specifications may vary slightly due to upgradations



Capacitive
Touch

Smart Motion Sensor – Hands-Free Living Made Easy

Enjoy effortless automation with our Smart Motion Sensor. It detects movement with precision, turning lights or devices on when you enter and off when you leave—no switches, no fuss.

Ideal for hallways, bathrooms, staircases, and more. Just set it and forget it.




Black Gold/Black Black

Model No : NUE-N2SXX-BG-WF



Black/Black

Model No : NUE-N2SXX-BB-WF




White Gold

Model No : NUE-N2SXX-WG-WF

Specifications	
Electronic	<ul style="list-style-type: none"> Capacitive Touch. Lux Sensor.
Electrical	<ul style="list-style-type: none"> Power Input :- AC 230V/110V 50/60Hz. PIR Motion sensor
Operating Humidity & Temperature	<ul style="list-style-type: none"> 0 - 90% & 32 °F to 104 °F.
Size	<ul style="list-style-type: none"> 100mm*100mm*35mm [2M].
Weight	100g.
RF Variant	WIFI ZIGBEE.
Use cases	Smart Homes Smart Hotels Smart Buildings Smart Offices .
Market region	Asia, UK

- GST Extra
- Product specifications may vary slightly due to upgradations




8 Touch Smart Panel

Take control with a sleek, all-in-one panel that manages up to eight devices with ease. Designed for modern homes and smart commercial spaces, it brings seamless automation and sophisticated design together.


Smarter Spaces Start Here

Whether you're building a high-tech home or upgrading a professional environment, the 8 Touch Smart Panel delivers the flexibility and intuitive control you need for a truly connected experience.




Black Gold

Model No : NUE-N4XXX-BG-WF



Black Black

Model No : NUE-N4XXX-BB-WF




White Gold

Model No NUE-N4XXX-WG-WF

Specifications	
Electronic	<ul style="list-style-type: none"> Capacitive Touch. Lux Sensor.
Electrical	<ul style="list-style-type: none"> Power Input :- AC 230V/110V 50/60Hz. Power Output :- 8 x 18A Switches.
Operating Humidity & Temperature	<ul style="list-style-type: none"> 0 - 90% & 32 °F to 104 °F.
Size	<ul style="list-style-type: none"> 160mm*100mm*35mm[4M].
Weight	300g.
RF Variant	WIFI ZIGBEE.
Use cases	Smart Homes Smart Hotels Smart Buildings Smart Offices .
Market region	Asia, UK

- GST Extra
- Product specifications may vary slightly due to upgradations



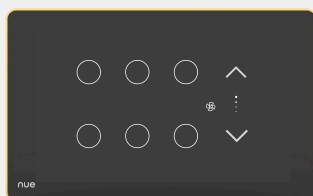
Capacitive
Touch

Complete Control at Your Fingertips

The 6 Switch + 1 Fan Smart Panel delivers effortless control for modern spaces. Manage six devices and a fan from a single sleek interface—enhanced by mobile, voice, and touch functionality. Ideal for homes, offices, and commercial environments.


Upgrade Your Space

Bring smart efficiency and style to any room. The 6 Switch + 1 Fan Smart Panel makes connected living easy and intuitive.




Black Gold

Model No : NUE-N4FXX-BG-WF



Black Black

Model No : NUE-N4FXX-BB-WF




White Gold

Model No NUE-N4FXX-WG-WF

Specifications	
Electronic	<ul style="list-style-type: none"> Capacitive Touch. Lux Sensor.
Electrical	<ul style="list-style-type: none"> Power Input :- AC 230V/110V 50/60Hz. Power Output :- 4 x 18A Switches. Fan control:- 1*3 speed level
Operating Humidity & Temperature	<ul style="list-style-type: none"> 0 - 90% & 32 °F to 104 °F.
Size	<ul style="list-style-type: none"> 160mm*100mm*35mm [4M].
Weight	300g.
RF Variant	WIFI ZIGBEE.
Use cases	Smart Homes Smart Hotels Smart Buildings Smart Offices .
Market region	Asia, UK

- GST Extra
- Product specifications may vary slightly due to upgradations

NUE 4P - Multi Functional Touch panel




Ultimate Convenience in One Compact Panel

The 4 Touch Panel + 1 Multisocket + USB & C-Type Charger combines control, power, and charging in a sleek, space-saving unit. Manage devices, power appliances, and charge your gadgets—all from one smart panel. Perfect for homes, offices, and commercial setups.


All-in-One Smart Power Solution

Streamline your space with a panel that delivers total convenience for modern, connected living.




Black Gold

Model No : NUE-N4PXX-BG-WF



Black Black

Model No : NUE-N4PXX-BB-WF




White Gold

Model No NUE-N4PXX-WG-WF

Specifications	
Electronic	<ul style="list-style-type: none"> • Capacitive Touch. • Lux Sensor.
Electrical	<ul style="list-style-type: none"> • Power Input :- AC 230V/110V 50/60Hz. • Power Output :- 4 x 18A Switches.
Operating Humidity & Temperature	<ul style="list-style-type: none"> • 0 - 90% & 32 °F to 104 °F.
Size	<ul style="list-style-type: none"> • 160mm*100mm*35mm [4M].
Weight	300g.
RF Variant	WIFI ZIGBEE.
Use cases	Smart Homes Smart Hotels Smart Buildings Smart Offices .
Market region	Asia, UK

- GST Extra
- Product specifications may vary slightly due to upgradations




Sleek Power & Charging in One Smart Panel

The 2 Touch + 1 Fan Multisocket + USB & C-Type Charging Panel combines smart control and modern convenience. Control two devices, manage a fan, and charge your gadgets—all from a single, compact unit with USB and C-Type ports.


Upgrade Your Space

Streamline power and control in style. Perfect for homes, offices, and commercial spaces where efficiency meets design.



Black Gold

Model No : NUE-N4PFX-BG-WF



Black Black

Model No : NUE-N4PFX-BB-WF




White Gold

Model No NUE-N4PFX-WG-WF

Specifications

Electronic	Capacitive Touch. Lux Sensor.
Electrical	Power Input :- AC 230V/110V 50/60Hz. Power Output :- 2 x 18A Switches. Fan control:- 1*3 speed level. AC Socket:- 1*10A
Operating Humidity & Temperature	0 - 90% & 32 °F to 104 °F.
Size	160mm*100mm*35mm [4M].
Weight	300g.
RF Variant	WIFI ZIGBEE.
Use cases	Smart Homes Smart Hotels Smart Buildings Smart Offices .
Market region	Asia, UK

- GST Extra
- Product specifications may vary slightly due to upgradations




Complete Control & Comfort at Your Fingertips

The 6 Switch + 1 Fan + 1 Dimmer Smart Panel gives you precise control over lights, fans, and ambiance—all from one sleek unit. Its modern design and advanced features make it perfect for smart homes, offices, and commercial spaces.


Upgrade Your Space

Combine convenience, customization, and energy efficiency in one powerful panel. The ideal solution for modern, connected living.




Black Gold

Model No : NUE-N6FDX-BG-WF



Black Black

Model No : NUE-N6FDX-BB-WF




White Gold

Model No : NUE-N6FDX-WG-WF

Specifications

Electronic	<ul style="list-style-type: none"> Capacitive Touch. Lux Sensor.
Electrical	<ul style="list-style-type: none"> Power Input :- AC 230V/110V 50/60Hz. Power Output :- 6 x 18A Switches. Dimmer:-Max load 200W. Fan control:-1*3 speed level.
Operating Humidity & Temperature	<ul style="list-style-type: none"> 0 - 90% & 32 °F to 104 °F.
Size	<ul style="list-style-type: none"> 230mm*100mm*35mm[6M].
Weight	430g.
RF Variant	WIFI ZIGBEE.
Use cases	Smart Homes Smart Hotels Smart Buildings Smart Offices .
Market region	Asia, UK

- GST Extra
- Product specifications may vary slightly due to upgradations




Capacitive Touch

Ultimate Control for Every Space

Easily manage up to 10 devices from one sleek, modern panel. The 10 Switch Smart Panel delivers powerful, independent control for homes, offices, and commercial environments—offering multiple control options for maximum convenience.


Upgrade Your Space

Whether modernizing your home or enhancing a commercial setup, the 10 Switch Smart Panel brings effortless control and streamlined style to any environment.




Black Gold

Model No : NUE-N6SXX-BG-WF



Black Black

Model No : NUE-N6SXX-BB-WF




White Gold

Model No : NUE-N6SXX-WG-WF

Specifications	
Electronic	<ul style="list-style-type: none"> Capacitive Touch. Lux Sensor.
Electrical	<ul style="list-style-type: none"> Power Input :- AC 230V/110V 50/60Hz. Power Output :- 10x 18A Switches.
Operating Humidity & Temperature	<ul style="list-style-type: none"> 0 - 90% & 32 °F to 104 °F.
Size	<ul style="list-style-type: none"> 230mm*100mm*35mm[6M].
Weight	430g.
RF Variant	WIFI ZIGBEE.
Use cases	Smart Homes Smart Hotels Smart Buildings Smart Offices .
Market region	Asia, UK

- GST Extra
- Product specifications may vary slightly due to upgradations



NUE 6M Smart Touch Panel

Simplify your smart home with the NUE 6M Smart Touch Panel—a sleek, all-in-one unit featuring 4 switches, 1 dimmer, 1 fan control, and 3 multifunctional switches. Designed for seamless integration, it provides intuitive control over lighting, fans, and more from a single, modern interface.

With support for app, voice, and touch control, it's ideal for homes, offices, and commercial spaces seeking smart, efficient automation in a clean, minimalist form.



Black Gold

Model No : NUE-N6SXX-BG-WF



Black Black

Model No : NUE-N6SXX-BB-WF




White Gold

Model No : NUE-N6SXX-WG-WF


Specifications	
Electronic	<ul style="list-style-type: none"> Capacitive Touch. Lux Sensor.
Electrical	<ul style="list-style-type: none"> Power Input :- AC 230V/110V 50/60Hz. Power Output :- 4x 18A Switches. Dimmer:- max load 200w Fan:-1*3 speed levels
Operating Humidity & Temperature	<ul style="list-style-type: none"> 0 - 90% & 32 °F to 104 °F.
Size	<ul style="list-style-type: none"> 230mm*100mm*35mm[6M].
Weight	430g.
RF Variant	WIFI ZIGBEE.
Use cases	Smart Homes Smart Hotels Smart Buildings Smart Offices .
Market region	Asia, UK

- GST Extra
- Product specifications may vary slightly due to upgradations




NUE 6P Multi-Functional Panel

Upgrade to smarter, more efficient control with the NUE 6P Multi-Functional Panel. Featuring 8 customizable switches, a built-in multi-socket, and USB + C-Type charging ports, this all-in-one solution is designed to meet the power and automation needs of modern homes, offices, and commercial spaces.



Black Gold

Model No : NUE-N6PXX-BG-WF



Black Black

Model No : NUE-N6PXX-BB-WF



White Gold

Model No : NUE-N6PXX-WG-WF

Specifications	
Electronic	Capacitive Touch. Lux Sensor.
Electrical	Power Input :- AC 230V/110V 50/60Hz. Power Output :- 8x 18A Switches. AC Socket:- 1*10A
Operating Humidity & Temperature	0 - 90% & 32 °F to 104 °F.
Size	260mm*100mm*35mm [6M/8M].
Weight	340g.
RF Variant	WIFI ZIGBEE.
Use cases	Smart Homes Smart Hotels Smart Buildings Smart Offices .
Market region	Asia, UK

- GST Extra
- Product specifications may vary slightly due to upgradations



Capacitive Touch

NUE 6PF Smart Touch Panel

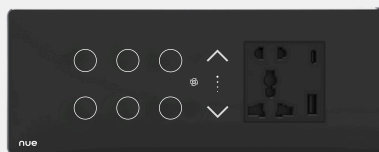
The NUE 6PF Smart Touch Panel combines 6 switches, 1 fan control, a multi-socket, and integrated USB & C-Type charging ports—delivering a complete solution for smart, seamless control. Designed for modern homes and offices, it offers a sophisticated blend of functionality, efficiency, and style in one compact panel.

Perfect for streamlining automation and powering multiple devices, the 6PF panel supports touch, app, and voice control for effortless operation wherever you are.




Black Gold

Model No : NUE-N6PFX-BG-WF



Black Black

Model No : NUE-N6PFX-BB-WF




White Gold

Model No : NUE-N6PFX-WG-WF

Specifications

Electronic	<ul style="list-style-type: none"> Capacitive Touch. Lux Sensor.
Electrical	<ul style="list-style-type: none"> Power Input :- AC 230V/110V 50/60Hz. Power Output :- 6 x 18A Switches. Fan control:- 1*4 level speed AC Socket:- 1 *10A
Operating Humidity & Temperature	<ul style="list-style-type: none"> 0 - 90% & 32 °F to 104 °F.
Size	<ul style="list-style-type: none"> 260mm*100mm*35mm [6M/8M].
Weight	340g.
RF Variant	WIFI ZIGBEE.
Use cases	Smart Homes Smart Hotels Smart Buildings Smart Offices .
Market region	Asia, UK

- GST Extra
- Product specifications may vary slightly due to upgradations




NUE 6P2 Smart Panel

The NUE 6P2 Panel integrates 4 standard switches, 1 multifunctional switch, and 2 AC sockets—delivering a compact, efficient solution for smart home control. Designed for simplicity and style, it offers seamless management of multiple devices in one streamlined unit. Perfect for modern homes, this panel blends functionality with sleek design for a smarter, more connected living experience.




Black Gold

Model No : NUE-N6P2X-BG-WF



Black Black

Model No : NUE-N6P2X-BB-WF




White Gold

Model No : NUE-N6P2XX-WG-WF

Specifications	
Electronic	<ul style="list-style-type: none"> • Capacitive Touch. • Lux Sensor.
Electrical	<ul style="list-style-type: none"> • Power Input :- AC 230V/110V 50/60Hz. • Power Output :- 4 x 18A Switches. • AC Sockets:- 2*10A
Operating Humidity & Temperature	<ul style="list-style-type: none"> • 0 - 90% & 32 °F to 104 °F.
Size	<ul style="list-style-type: none"> • 250mm*100mm*35mm [8M].
Weight	300g.
RF Variant	WIFI ZIGBEE.
Use cases	Smart Homes Smart Hotels Smart Buildings Smart Offices .
Market region	Asia, UK


- GST Extra
- Product specifications may vary slightly due to upgradations



NUE 8FDP Smart Panel


The NUE 8FDP Smart Panel offers the perfect blend of advanced functionality and sleek design. Featuring 1 fan control, 1 dimmer, 1 socket, and 6 switches, it gives you intuitive, seamless control over lighting, climate, appliances, and more—all from one modern panel.

Revolutionize the way you manage your environment with a solution that combines convenience, style, and cutting-edge technology.




Black Gold

Model No : NUE-N8FDP-BG-WF



Black Black

Model No : NUE-N8FDP-BB-WF



White Gold


Model No : NUE-N8FDP-WG-WF

Specifications	
Electronic	<ul style="list-style-type: none"> Capacitive Touch. Lux Sensor.
Electrical	<ul style="list-style-type: none"> Power Input :- AC 230V/110V 50/60Hz. Power Output :- 4 x 18A Switches. Fan control:-1*3 speed level. Dimmer:-Max load 200W
Operating Humidity & Temperature	<ul style="list-style-type: none"> 0 – 90% & 32 °F to 104 °F.
Size	<ul style="list-style-type: none"> 250mm*100mm*35mm [8M].
Weight	450g.
RF Variant	WIFI ZIGBEE.
Use cases	Smart Homes Smart Hotels Smart Buildings Smart Offices .
Market region	Asia, UK

- GST Extra
- Product specifications may vary slightly due to upgradations

NUE 8M Smart Panel

The NUE 8M Smart Panel combines 4 switches, 1 dimmer, 1 fan control, 3 multifunctional device controls, and 1 AC socket to deliver seamless home automation. This all-in-one solution enhances convenience and efficiency, offering effortless control of multiple devices with a sleek, modern design. NUE 8M Smart Panel provides a smarter, more connected way of living, with intuitive touch, app, and voice control.



Black Gold

Model No : NUE-N8MXX-BG-WF



Black Black

Model No : NUE-N8MXX-BB-WF



White Gold

Model No : NUE-N8MXX-WG-WF

Specifications

Electronic	<ul style="list-style-type: none"> Capacitive Touch. Lux Sensor.
Electrical	<ul style="list-style-type: none"> Power Input :- AC 230V/110V 50/60Hz. Power Output :- 4 x 18A Switches. Dimmer:- Max load 200W. Faan control:-1*3 speed level.
Operating Humidity & Temperature	<ul style="list-style-type: none"> 0 - 90% & 32 °F to 104 °F.
Size	<ul style="list-style-type: none"> 250mm*100mm*35mm [8M].
Weight	460g.
RF Variant	WIFI ZIGBEE.
Use cases	Smart Homes Smart Hotels Smart Buildings Smart Offices .
Market region	Asia, UK



- GST Extra
- Product specifications may vary slightly due to upgradations

NUE 8P Multi-Functional Glass Panel

The NUE 8P Multi-Functional Glass Panel features 10 switches and 1 socket, elevating your home automation experience. With sleek, touch-sensitive controls for lighting, climate, security, and more, it offers a seamless and intuitive interface that enhances modern, smart living spaces.


Designed for style and efficiency, this panel provides effortless control and integration into any home or commercial environment, making smart living easier and more connected

Capacitive
Touch




Black Gold

Model No : NUE-N8PXX-BG-WF



Black Black

Model No : NUE-N8PXX-BB-WF

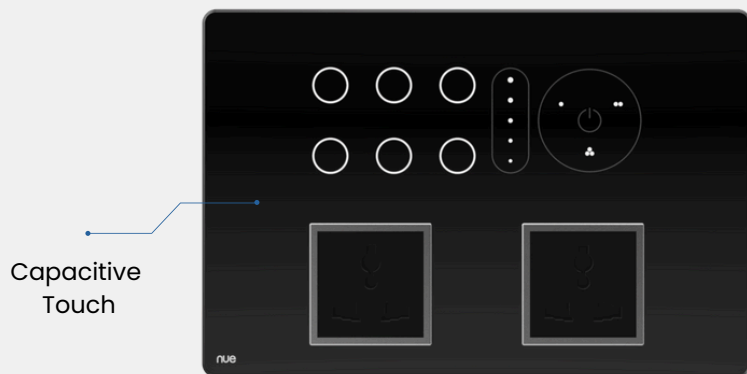


White Gold

Model No : NUE-N8PXX-WG-WF

Specifications


Electronic	<ul style="list-style-type: none"> Capacitive Touch. Lux Sensor.
Electrical	<ul style="list-style-type: none"> Power Input :- AC 230V/110V 50/60Hz. Power Output :- 10x 18A Switches. AC Socket:- 1*10A.
Operating Humidity & Temperature	<ul style="list-style-type: none"> 0 - 90% & 32 °F to 104 °F.
Size	<ul style="list-style-type: none"> 2650mm*100mm*35mm [8M].
Weight	440g.
RF Variant	WIFI ZIGBEE.
Use cases	Smart Homes Smart Hotels Smart Buildings Smart Offices .
Market region	Asia, UK



NUE12FP Multifunctional Glass Panel


The NUE12FP Multifunctional Glass Panel combines sleek, intuitive control for lighting, climate, security, and appliances, offering a seamless integration of advanced home automation. With its stylish, modern design, it enhances comfort and convenience, making smart living effortless and efficient.

Perfect for contemporary homes and commercial spaces, this panel provides a sophisticated and connected way to manage your environment with ease.




Black Gold

Model No : NUE-NI2FP-BG-WF



Black Black

Model No : NUE-NI2FP-BB-WF




White Gold

Model No : NUE-NI2FP-WG-WF

Specifications	
Electronic	<ul style="list-style-type: none"> • Capacitive Touch. • Lux Sensor.
Electrical	<ul style="list-style-type: none"> • Power Input :- AC 230V/110V 50/60Hz. • Power Output :- 6x 18A Switches. • Dimmer:- Max load 200W. • Fan control:-1*3 speed level. • AC Sockets:-2*10A.
Operating Humidity & Temperature	<ul style="list-style-type: none"> • 0 - 90% & 32 °F to 104 °F.
Size	<ul style="list-style-type: none"> • 230mm*155mm*35mm [12M].
Weight	450g.
RF Variant	WIFI ZIGBEE.
Use cases	Smart Homes Smart Hotels Smart Buildings Smart Offices .
Market region	Asia, UK


- GST Extra
- Product specifications may vary slightly due to upgradations



NUE12FP Multifunctional Glass Panel


The NUE12FP Multifunctional Glass Panel combines sleek, intuitive touch controls for lighting, climate, security, and appliances into one elegant, modern design. This advanced panel seamlessly integrates into any smart home or office, offering a high-tech solution that simplifies daily tasks and elevates your environment.

With its stylish glass finish, the NUE12FP enhances the aesthetic of your space while providing effortless control.




Black Gold

Model No : NUE-N12P2-BG-WF



Black Black

Model No : NUE-N12P2-BB-WF




White Gold

Model No : NUE-N12P2-WG-WF

Specifications

Electronic	<ul style="list-style-type: none"> Capacitive Touch. Lux Sensor.
Electrical	<ul style="list-style-type: none"> Power Input :- AC 230V/110V 50/60Hz. Power Output :- 10 x 18A Switches. AC Sockets:-2*10A.
Operating Humidity & Temperature	<ul style="list-style-type: none"> 0 - 90% & 32 °F to 104 °F.
Size	<ul style="list-style-type: none"> 230mm*155mm*35mm [12M].
Weight	100g.
RF Variant	WIFI ZIGBEE.
Use cases	Smart Homes Smart Hotels Smart Buildings Smart Offices .
Market region	Asia, UK

- GST Extra
- Product specifications may vary slightly due to upgradations



NUE Scene Pad – Zigbee 6-Button Smart Scene Controller

Take control of your smart home with the NUE Scene Pad, a sleek and powerful 6-button Zigbee controller designed for effortless scene management. Each button supports single press, double press, and long press actions—giving you up to 18 customizable triggers in one compact device. the NUE Scene Pad makes it easy with a simple touch. Its wall-mounted design blends seamlessly into any room, offering both style and convenience.

- Key Features:**
- Elevates your smart living experience with ease and flexibility.
 - Wireless Zigbee Technology for reliable connectivity
 - 6 Buttons to control up to 18 customizable scenes
 - Wall-Mounted for easy access and streamlined control
 - Customizable Control for lighting, climate, and more
 - Seamless Integration with existing smart home systems
 - Perfect for modern homes, the NUE Scene Pad

Specifications	
Automation	<ul style="list-style-type: none">• Switch Push Button
Electrical	<ul style="list-style-type: none">• Operation voltage - 2.99 v• Current Rating - 10 Microamps.
Operating Humidity & Temperature	<ul style="list-style-type: none">• 1 - 90%RH & 10 -50 °C
Size	<ul style="list-style-type: none">• 86mm*86mm*12.7mm
Weight	180g.
Mounting Type	Wall Mount
Colors	5 colors [Green Red White Grey Gold]
RF Variant	ZIGBEE.
Use cases	Smart Homes Smart Hotels Smart Buildings Smart Offices .
Market region	Asia,UK



NUE RFit 4R Insert Module 4-in-1 Switch

The NUE RFit 4R Insert Module brings effortless control to your home with smart features like voice activation, remote access, and energy efficiency. Designed to manage multiple devices, this sleek, all-in-one module simplifies home automation, offering customizable scheduling and enhanced security.

Easily integrate the NUE RFit 4R into your smart home for a seamless experience.

White

Model No : NUE-N4RXX-XX-WF

Specifications	
Electronic	Insert Module
Electrical	Power Input :- AC 230V/110V 50/60Hz Power Output :- 4 * 16A or 10A Relays
Operating Humidity & Temperature	0 - 90% & 32 °F to 104 °F
Size	50mm*50mm*22mm
Weight	60g
RF Variant	WIFI ZIGBEE.
Use cases	Smart Homes Smart Hotels Smart Buildings Smart Offices .
Market region	Asia,UK

- GST Extra
- Product specifications may vary slightly due to upgradations



White

Model No : NUE-N3RXX-XX-WF

NUE RFit 3R Insert Module 3-in-1 Switch

The NUE RFit 3R Insert Module 3-in-1 Switch elevates home automation with smart control, voice activation, and remote access. Designed for energy efficiency, it seamlessly integrates with your existing smart home system, offering customizable scheduling and enhanced security features.

With effortless convenience, the NUE RFit 3R transforms your home into a modern, intelligent, and connected space, simplifying daily tasks while improving comfort and efficiency.

Specifications	
Electronic	<ul style="list-style-type: none">Insert Module
Electrical	<ul style="list-style-type: none">Power Input :- AC 230V/110V 50/60HzPower Output :- 3 * 16A or 10A Relays
Operating Humidity & Temperature	<ul style="list-style-type: none">0 - 90% & 32 °F to 104 °F
Size	50mm*50mm*22mm
Weight	55g
RF Variant	WIFI ZIGBEE.
Use cases	Smart Homes Smart Hotels Smart Buildings Smart Offices .
Market region	Asia,UK

- GST Extra
- Product specifications may vary slightly due to upgradations



White

Model No : NUE-NIRXX-XX-WF

Upgrade your home with the NUE RFit 1R Insert Module Switch—an advanced in-wall smart switch designed for seamless integration into your existing electrical setup. With intelligent automation, voice control, and remote access, this compact module brings powerful functionality to any standard wall switch or socket.

Perfect for modern smart homes, the RFit 1R allows you to control lights or appliances from anywhere, save energy with smart scheduling, and boost home security with automated routines—all while maintaining the look of your existing switches.

Specifications	
Electronic	<ul style="list-style-type: none">Insert Module
Electrical	<ul style="list-style-type: none">Power Input :- AC 230V/110V 50/60HzPower Output :- 40A Relay
Operating Humidity & Temperature	<ul style="list-style-type: none">0 - 90% & 32 °F to 104 °F
SIZE	<ul style="list-style-type: none">50mm*50mm*22mm
Weight	40g
RF Variant	WIFI ZIGBEE.
Use cases	Smart Homes Smart Hotels Smart Buildings Smart Offices .
Market region	Asia,UK

- GST Extra
- Product specifications may vary slightly due to upgradations

NUE IR Blaster – Smart Infrared Remote Controller for Home Automation



Black

Model No : NUE-NIRBX-XX-WF

Transform your traditional appliances into smart devices with the NUE IR Blaster. This compact yet powerful device gives you full control of your infrared-based electronics—like TVs, air conditioners, fans, and more—right from your smartphone or voice assistant.

With support for smart scheduling, voice activation, and remote access, the NUE IR Blaster brings effortless convenience and intelligent automation to your everyday life. It’s the perfect solution for creating a connected, energy-efficient home without replacing your existing appliances.

Specifications	
Electronic	<ul style="list-style-type: none">• Plug and play device
Electrical	<ul style="list-style-type: none">• Power Input :- AC 230V/110V 50/60Hz• Power Output :- DC-5V/1A
Operating Humidity & Temperature	<ul style="list-style-type: none">• 0~55°C & 0-90%
Size	<ul style="list-style-type: none">• 65mm*65mm*25mm
Weight	62g
RF Variant	WIFI
Use cases	Smart Homes Smart Hotels Smart Buildings Smart Offices .
Market region	Asia,UK

- GST Extra
- Product specifications may vary slightly due to upgradations

NUE Smart Plug – Wi-Fi Enabled Smart Socket with Energy Monitoring



White

Model No : NUE-NSPXX-XX-WF

Effortlessly upgrade your home with the NUE Smart Plug, a compact and powerful solution that turns any standard appliance into a smart device. With features like remote control, voice activation, real-time energy monitoring, and smart scheduling, it brings modern convenience and efficiency to your fingertips.

Perfect for lamps, coffee makers, heaters, and more, the NUE Smart Plug integrates seamlessly with your smart home ecosystem—helping you save energy, automate routines, and control devices from anywhere.

Specifications	
Electronic	Plug ON/OFF
Electrical	Power Input :- AC 230V/110V 50/60Hz Power Output :- 10A
Operating Humidity & Temperature	32°F - 104°F or 0°C - 40°C & 0-90%
Size	50mm*60mm*32mm
Weight	90g
RF Variant	WIFI
Use cases	Smart Homes Smart Hotels Smart Buildings Smart Offices .
Market region	Asia,UK

- GST Extra
- Product specifications may vary slightly due to upgradations



White

Model No : NUE-NCMXX-XX-WF

NUE Smart Motor – Silent, Precise, and Versatile Automation for Curtains and Blinds

The NUE Smart Motor is a high-performance automation solution designed for effortless integration into smart homes, hotels, and commercial environments. With its DC power drive, it delivers quiet, stable operation, making it ideal for noise-sensitive settings.

This motor features a pull-to-start mechanism and an electric limit function for accurate and consistent positioning. Its built-in receiver allows for wireless control, while an external control port offers flexibility for integration with third-party automation systems.

Whether you're upgrading your home or outfitting a commercial space, the NUE Smart Motor combines precision, convenience, and versatility in one user-friendly package.

Specifications	
Electrical	Power Input :- AC 230V/110V 50/60Hz
Speed & Torque	110 rpm (75/90 adjustable speed) & 1.0N.m
Size	320mm
Weight	1.3 Kg
RF Variant	WIFI
Use cases	Smart Homes Smart Hotels Smart Buildings Smart Offices .
Market region	Asia,UK

- GST Extra
- Product specifications may vary slightly due to upgradations



White

Model No : NUE-NCSXX-XX-WF

NUE Smart Curtain Set – Automated Curtain Control for Modern Living


Experience the perfect blend of luxury and convenience with the NUE Smart Curtain Set, designed to bring seamless automation to your window coverings. With features like smart scheduling, voice control, remote access, and energy-efficient operation, this system transforms everyday curtain use into a fully automated, intelligent experience.

Whether you're waking up to natural light, ensuring privacy at night, or managing your curtains while away, the NUE Curtain Set offers complete control at your fingertips.

Specifications	
Electrical	Power Input :- AC 230V/110V 50/60Hz
Speed & Torque	110 rpm (75/90 ADJUSTABLE SPEED) / 1.0N.M
Size	Adjustable
Weight	1.3 Kg
RF Variant	WIFI
Use cases	Smart Homes Smart Hotels Smart Buildings Smart Offices .
Market region	Asia,UK

- GST Extra
- Product specifications may vary slightly due to upgradations

NUE Relay 30A – Heavy-Duty Smart Relay for High-Power Appliance Control



White

Model No : NUE-NRXXX-XX-WF

Power up your smart home with confidence using the NUE Relay 30A—a robust, high-capacity smart relay designed to handle heavy-duty appliances and electrical systems. With support for remote control, voice activation, smart scheduling, and seamless integration, it brings intelligent automation to high-power devices like water heaters, pumps, HVAC systems, and more.

Built for safety and efficiency, the NUE Relay 30A features overload protection and energy-efficient operation, giving you peace of mind along with powerful control.

Specifications	
Electronic	Switch ON/OFF
Electrical	<ul style="list-style-type: none">Power Input :- AC 230V/110V 50/60HzPower Output :- 30A
Operating Humidity & Temperature	<ul style="list-style-type: none">0 – 90% & 32 °F to 104 °F
Size	<ul style="list-style-type: none">50mm*30mm
Weight	40g
Use cases	Smart Homes Smart Hotels Smart Buildings Smart Offices .
Market region	Asia,UK

- GST Extra
- Product specifications may vary slightly due to upgradations



White

Model No : NUE-NMS01-XX-SM



White

Model No : NUE-NMS02-XX-FM

NUE Motion Sensor – Real-Time Smart Motion Detection for Home Security & Automation

Stay informed and in control with the NUE Motion Sensor, a compact and intelligent device designed to detect movement in real time and trigger automated actions within your smart home. Whether you're enhancing your security system or automating lighting, this sensor adds a new level of responsiveness and energy efficiency to your environment.

With support for smart alerts, seamless integration, and low power consumption, the NUE Motion Sensor is ideal for homes, offices, and commercial spaces seeking a safer and smarter experience.

Specifications	
Electronic	Sensor ,max 8m radius , 360 Degree
Electrical	<ul style="list-style-type: none"> Power Input :- AC 230V/110V 50/60Hz Power Output :- 63A
Transmission Power & Power Consumption	<10mW / <0.5mW
Size	115mm*115mm*20mm
Weight	97g
Time & Light control	8 sec to 12 min / <30 LUX
Use cases	Smart Homes Smart Hotels Smart Buildings Smart Offices .
Market region	Asia,UK

- GST Extra
- Product specifications may vary slightly due to upgradations

NUE MF HUB Wired – Reliable Smart Home Hub for Seamless Connectivity



Grey

Model No : NUE-NMFHX-BU-ZB

Build a smarter, more connected home with the NUE MF HUB Wired/Wireless —a high-performance smart hub designed for fast, stable, and secure communication between your smart devices. With its wired connection / Wireless, it ensures reliable performance, low latency, and consistent network stability—making it the ideal central control point for your home automation setup.

Perfect for managing multiple devices, the NUE MF HUB Wired provides seamless integration across your ecosystem, enhancing automation, security, and convenience.

Specifications	
Electrical	DC 5V 1A
Operating Temperature	-10C to 55C
Operating humidity	10%-90% RH
RF Variant	Zigbee
Use cases	Smart Homes Smart Hotels Smart Buildings Smart Offices .
Market region	Asia,UK

- GST Extra
- Product specifications may vary slightly due to upgradations



Model No: NUE-N4SSK-XX-WF

- Wi-Fi & GSM Alarm System
- 1*Control Panel
- 1*PIR Motion Detector
- 1*Door Sensor
- 2*Remote Control

A Smart Security Kit is a modern, connected 4G/ GSM solution designed to enhance security for homes and small businesses through intelligent automation . Unlike traditional systems, smart kits utilize wireless technology, mobile app integration, to provide flexible, intuitive, and user-friendly protection.

Specifications

Protocol	Contact ID protocol for central monitoring station
Device Connectivity & INtegration	<ul style="list-style-type: none"> • Up to 50pcs sensors & 10 remote controls can be expanded • Work with Alexa, Google Home
Operating humidity	10%-90% RH
Zoning	Two wired zone special for smoke/gas/vibration/ detector, IR beams
Alert	<ul style="list-style-type: none"> • Auto-dail preset three groups of SMS Number & five groups of phone number • Alarm output enable you to trigger the equipment as light, TV etc. to deter the intruder immediately • Immediate SMS alerts for low battery, power lost and power recovery
Siren & Battery Back up	<ul style="list-style-type: none"> • 110dB Internal Siren sound and mute mode for optional • Tamper protection • 3.7V/900mA Lithium Battery Back-up Last for 6 Hours

- GST Extra
- Product specifications may vary slightly due to upgradations

NUE Door sensor



- Secure any openings such as door, windows, cabinets and drawers
- Texas Instruments chips ensures low-power transceiver and high stability
- Battery-operated, no wires, professional installation or tools required
- Capable of on-demand status and low battery updates
- Maximum operating gap of reed: 2cm
- Transmit distance: $\leq 150\text{m}$ (open area)
- Battery Type: DC 1.5V AA LR6 Battery x 1

Model : NUE-NDSXX-XX-ZB

NUE Triple Tech sensor

Model : NUE-NTTSX-XX-R4

- Doppler+ Power analysis
- X-Band plane antenna
- Microwave detecting range adjustable
- Auto temperature compensation reducing false alarm
- Value adjustable technology with high anti-interference signals
- Unique look down design without dead angle
- Intelligence technology differing intruder from interference signals
- Detection coverage: $12\text{m}/110^\circ$
- Transmit distance: $\leq 150\text{m}$ (open area)
- Power supply: DC 12V/1A power adapter



NUE Smoke sensor



Model Number: NUE-NSSXX-XX-R4

- The lithium battery powered smoke alarm provides a full 10 years of protection
- without changing the batteries* Adopts MCU Auto-Processing Technology
- Dustproof, mothproof and anti-white light interference
- High density SMT design, high stability
- Auto reset after alarm
- Detection range: 80m^2 at 6-12m installation height
- 60m^2 at installation height $< 6\text{m}$
- Transmit distance: $\leq 80\text{m}$ (open area), Sound level: $85\text{dB}/3\text{m}$
- Alarm type: sound & flash alarm/LED Indicating Alarm
- With EN14604 Certificate

- GST Extra
- Product specifications may vary slightly due to upgradations

NUE Smoke sensor

Model Number: NUE-NSSXX-XX-R4



- Auto reset when density returns to normal
- Voltage: DC12V~24V
- Standby Current: $\leq 70\text{mA}$ (DC 12V), Alarm Current: $\leq 100\text{mA}$ (DC 12V)
- Alarm density: 8% LEL, LEL Alarm Sound: $\geq 70\text{dB}$ (at 1 meter)
- Transmit distance: $\leq 150\text{m}$ (Open area),
- Working temperature: $-10^{\circ}\text{C} \sim +55^{\circ}\text{C}$
- LEL Gas Type: Natural gas
- Dimension: $\Phi 100 \times 35\text{mm}$
- Net Weight: 107g

NUE Vibration sensor

- Detects movement as in open/close, vibration all in one.
- Detects the opening or closing of a window, door, gate or roller blind and the true physic vibration
- with low false alarm
- Compatible with the Maxkin FHSS Wireless Control Panel
- Activated LED indicator when alarming
- Low-power consumption
- Battery Type: AAAA DC 3V LR61 battery x 2 pcs

Model Number: NUE-NVSXX-XX-R4



NUE Siren - Outdoor



- Loud 115dB piezo siren
- High power strobe light (red or blue lens)
- Siren alarming duration : 1~58 mins
- Siren volume setable at Low, Medium, High or Mute.
- App notification for sound alarm, light alarm, tamper alarm, or low battery
- Robust weatherproof housing (IP56)
- Tamper protection, power supply: 12V/1000mA
- 3.7V/2200mA rechargeable lithium backup battery for 12 hours standby
- Can form the smart home automation with wifi sensors, alarm systems, cameras
- Sharable with multiple users

Model Number: NUE-NSXXX-XX-R4

- GST Extra
- Product specifications may vary slightly due to upgrades

NUE Key fob



Model Number: NUE-NKFXX-XX-R4

- 4-Button, two-way multi-function keyfob
- Remotely arming/disarming the system, trigger emergency panic SOS button
- 10 remote controll can be renamed once paired to control panel
- Up to two years long-life 2* CR2032 lithium coin battery included
- Transmit distance: ≤150m (open area)
- Black and white color for optional
- Battery: DC 3V, CR2032 metal cell x 2 pcs

NUE SOS Button



Model Number: NUE-NSOSB-XX-R4

- The emergency panic SOS button—one click to send out help messages
- For Fire Alarm, Medical Alert, Intruder Detection
- Connected and portable
- Up to one years long-life
- CR2032 lithium coin battery included
- Transmit distance: ≤100m (open area)
- Battery: DC 3V

NUE Signal Repeater



Model Number: NUE-NSRXX-XX-R4

- Plug & play device, easy to install
- Receives alarm, status and control messages from accessories, and repeats these messages to the control panel
- Three colors LED indicate the alarm current status for arming/disarming...
- One single touch to turn on/off the LED indicator
- Replaceable plug, more flexible to change
- AC powered with 3~5 hour 3.7V/600mA lithium battery back up
- 40pcs accessories and 10 remote controller can be extended

NUE HeDu Smart Lock – 45mm Digital Door Lock with Built-In Camera for Keyless, Secure Entry

Coming soon

Matte Black

Model No : NUE-NSLHDI-XX-WF

Step into the future of home security with the NUE HeDu Smart Lock, a sleek, 45mm digital door lock equipped with a built-in camera for real-time monitoring and advanced access control. Designed for modern smart homes, it offers keyless entry, live video verification, and enhanced security—all in one elegant package.

Ideal for homes, apartments, and offices, the HeDu Smart Lock combines convenience, technology, and safety to give you total peace of mind and full control over your door—no matter where you are.

Specifications	
Electronic	<ul style="list-style-type: none">• Smart card• Electronic key pad• Biometric
Electrical	<ul style="list-style-type: none">• Power Input :- DC 7.4V• Static power :-<60uA• Low pressure alarm :-<6.8V• Dynamic power consumption:-<2A(Average)• lock level:-C• Verify the time:-<0.5s• Boomed from:-<0.1%
Operating Humidity & Temperature	-20°C-65°C & 20%-93% RH
Fingerprint Capacity	A Total of 300 user (100 fingerprint users, unlimited for other users) and 5 Admins
Screen resolution	4 inches : 480 * 800
Camera	Maximum of 1280 * 800
Weight	3000g
RF Variant	WIFI Zigbee
Use cases	Smart Homes Smart Hotels Smart Buildings Smart Offices .
Market region	Asia,UK

NUE Smart Lock L2 – 45mm Digital Door Lock with Embedded Handle for Seamless, Keyless Access

Coming soon

Matte Black

Model No : NUE Smart Lock L2

Elevate your home security and convenience with the NUE Smart Lock L2, a stylish 45mm smart door lock featuring a built-in handle for a smooth, integrated design. Offering keyless entry, enhanced security, and smart integration, the L2 is perfect for modern homes seeking a balance of technology and elegance.

With multiple unlocking methods and seamless smart home compatibility, the NUE Smart Lock L2 ensures you're always in control—whether at home or on the go.

Specifications	
Electronic	Smart card Electronic key pad Biometric
Electrical	Power Input :- DC 7.4V,Static power :-<60uA,Low pressure alarm :-<6.8V, Dynamic power consumption:-<2A(Average), lock level:-C, Verify the time:-<0.5s,Boomed from:-<0.1%
Operating Humidity & Temperature	20°C-60°C & 15%-90% RH
Fingerprint Capacity	A Total of 300 user (100 fingerprint users, unlimited for other users) and 5 Admins
Size	45mm * 50mm thickness
Screen resolution	4 inches : 480 * 800
Weight	3000g
RF Variant	WIFI Zigbee
Use cases	Smart Homes Smart Hotels Smart Buildings Smart Offices .
Market region	Asia,UK

- GST Extra
- Product specifications may vary slightly due to upgradations



Matte Black

Model No : NUE Smart Lock FI

NUE Smart Lock FI – 45mm Face ID Digital Door Lock with Embedded Handle

Experience next-level home security with the NUE Smart Lock FI, featuring advanced Face ID recognition, a sleek 45mm digital lock body, and an integrated handle for modern functionality and aesthetics. Designed to deliver both elegance and protection, this smart lock offers seamless, keyless access and powerful access control features for today's connected homes.

Whether you're unlocking with your face, fingerprint, passcode, or mobile app, the Smart Lock FI ensures a secure, stylish, and convenient entryway every time.

Specifications

Electronic	Smart card Electronic key pad Biometric
Electrical	Power Input :- DC 7.4V, Static power :- <60uA, Low pressure alarm :- <6.8V, Dynamic power consumption :- 2A (Average), lock level:-C, Verify the time:- 0.5s, Boomed from:- <0.1%
Operating Humidity & Temperature	-10°C- 60°C & 45%-90% RH
Fingerprint Capacity	A Total of 300 user (100 fingerprint users, unlimited for other users) and 5 Admins
Size	45mm * 50mm thickness
Weight	3000g
RF Variant	WIFI Zigbee
Use cases	Smart Homes Smart Hotels Smart Buildings Smart Offices .
Market region	Asia, UK

- GST Extra
- Product specifications may vary slightly due to upgradations

NUE MeDu Smart Lock – 30mm Digital Door Lock for Smart, Stylish Access Control

Coming soon

Matte Black

Model No : NUE-NSLSDI-XX-WF

The NUE MeDu Smart Lock combines sleek aesthetics with smart functionality, delivering a seamless entry experience in a compact 30mm digital lock form. Perfect for modern homes, apartments, or interior doors, this elegant smart lock enhances your lifestyle with keyless access, enhanced security, and smart home integration.

Designed to fit smaller door frames without compromising on features, the MeDu offers style, safety, and convenience—all in one refined package.

Specifications	
Electronic	Smart card Electronic key pad Biometric
Electrical	Power Input :- DC 8.4V,Static power :-<60uA,Low pressure alarm :-<6.8V, Dynamic power consumption:-<2A(Average),lock level:-C, Verify the time:-<0.5s,Boomed from:-<0.1%
Operating Humidity & Temperature	20°C-60°C & 15%-90% RH
Size	45mm * 50mm thickness
Weight	3000g
RF Variant	WIFI/Zigbee
Use cases	Smart Homes Smart Hotels Smart Buildings Smart Offices .
Market region	Asia,UK

- GST Extra
- Product specifications may vary slightly due to upgradations

NUE Smart Lock SL – Smart Wardrobe & Cabinet Lock for
Keyless, Secure Storage

Coming soon

Matte Black

Model No : NUE-NSLSL-XX-WF

Keep your valuables safe and your spaces organized with the NUE Smart Lock SL, a compact, secure wardrobe and cabinet lock designed for smart home integration. Offering keyless convenience, remote access, and enhanced security, it's perfect for wardrobes, drawers, lockers, and storage cabinets.

Whether for home, office, or hospitality settings, the SL lock blends discreet design with smart functionality—bringing efficiency, control, and peace of mind to your storage solutions.

Specifications	
Material	ABS + PC
Voltage	DC 3V
Power supply	2 X AAA batteries (not included)
Unlocking time	1 3s
Temperature Resistance	-40 -85%
Unlocking distance	<=10m
Weight	135g
Size	91X55X40mm
RF Variant	WIFI
Use cases	Smart Homes Smart Hotels Smart Buildings Smart Offices .
Market region	Asia,UK

- GST Extra
- Product specifications may vary slightly due to upgradations

NUE Smart Lock RE – Retrofit Smart Lock for Keyless, Secure Entry

Coming soon

Matte Black

Model No : NUE-NSLSL-XX-WF

Easily upgrade your existing door lock with the NUE Smart Lock RE, a retrofit smart lock designed for quick installation and seamless integration into your smart home. Without changing your current door hardware, the RE model brings keyless convenience, remote control, and enhanced security to your fingertips.

Perfect for renters, homeowners, and anyone looking for a non-invasive smart lock solution, the NUE Smart Lock RE transforms traditional locks into intelligent access points—without the need for drilling or replacements.

Specifications	
Material	ABS + PC
Voltage	DC 3V
Power supply	2 X AAA batteries (not included)
Unlocking time	1 3s
Temperature Resistance	-40 -85%
Unlocking distance	<=10m
Weight	135g
Size	91X55X40mm
RF Variant	WIFI
Use cases	Smart Homes Smart Hotels Smart Buildings Smart Offices .
Market region	Asia,UK

- GST Extra
- Product specifications may vary slightly due to upgradations

NUE SMART D15



7W-15w | 100-265V | Color tunable & Dimable Downlights, spotlights Driver

NUE SMART D20

15W-20w | 100-265V | Color tunable & Dimable Downlights, spotlights Driver



"We offer a comprehensive range of Constant Current (CC) and Constant Voltage (CV) LED drivers, covering all standard wattage capacities—from low-power applications for residential lighting to high-wattage solutions designed for industrial and commercial installations. These drivers are available in multiple output configurations and are engineered to deliver optimal performance, energy efficiency, and reliability across various lighting systems."

- GST Extra
- Product specifications may vary slightly due to upgradations



White

Model No : NUE-AISDC-5M-IP

5MP Smart Security Camera – High-Definition Triple Stream with Audio and Alarm Integration

Capture every detail with this advanced 5MP surveillance camera, designed for high-performance monitoring in both day and low-light conditions. Powered by a 1/2.7" CMOS sensor, it delivers crisp, high-definition imaging at resolutions up to 2960×1668 @20fps and 2688×1520 @30fps, with triple stream support for flexible recording and playback.

Ideal for both residential and commercial applications, the camera also features 1 alarm input/output, 1 audio input/output, a built-in microphone, and supports Micro SD cards up to 256GB for reliable local storage.

Specifications	
Electronic	12 VDC/PoE (802.3af)
Electrical	Basic: 3.7 W (12 VDC); 4.8 W (PoE) Max. (pulling stream + warning light + speaker + warm light on): 8.3 W (DC12 V) 8.8 W (POE)
Operating Humidity & Temperature	-40 to +60°C / Less than 95% RH
Size	110.9 x Φ122.0 mm
Weight	0.72 kg
RF Variant	WIFI
Use cases	Smart Homes Smart Hotels Smart Buildings Smart Offices .
Market region	Asia,UK

- GST Extra
- Product specifications may vary slightly due to upgradations



White

Model No : NUE-AISBC-5M-IP

5MP Surveillance Camera Series – High-Definition Imaging with Triple Stream, Audio, and Alarm Support

This advanced 5MP camera series is engineered for high-performance security monitoring, delivering crisp, low-luminance imaging with a 1/2.7" CMOS sensor. It supports resolutions up to 2960×1668 at 20fps and 2688×1520 at 30fps, offering triple stream capability for efficient bandwidth and storage management.

Designed for seamless integration into modern surveillance systems, it includes 1 alarm input/output, 1 audio input/output, a built-in microphone, and supports up to 256GB Micro SD card storage for reliable local recording.

Specifications	
Electronic	12 VDC/PoE
Electrical	Basic: 2.2 W (12 VDC); 3.1 W (PoE) Max. (H.265+ max. resolution + max. stream+ WDR + IR intensity + IVS): 7.4 W (12 VDC); 8.8 W (PoE)
Operating Humidity & Temperature	−40 °C to +60 °C (−40 °F to +140 °F),≤95%
Size	238.5 mm × 90.7 mm × 90.7 mm (9.39" × 3.57" × 3.57") (L × W × H)
Weight	0.72 kg
RF Variant	WIFI
Use cases	Smart Homes Smart Hotels Smart Buildings Smart Offices .
Market region	Asia,UK

- GST Extra
- Product specifications may vary slightly due to upgradations

8-Channel PoE NVR – 8MP Ultra HD Network Video Recorder
with Instastream & Power over Ethernet



White

Model No : NUE-AINVI-8C-IP

Streamline your surveillance setup with this 8-Channel PoE NVR, engineered to support up to 8 IP cameras with direct PoE connections for both power and data—no additional adapters or cabling required. With support for 8MP resolution in both live preview and playback, it delivers crisp, detailed video monitoring, ideal for commercial and residential security systems.

Featuring Instastream technology for efficient video compression, and a robust 80Mbps network bandwidth, this NVR ensures smooth, high-quality performance. Dual video outputs—HDMI (up to 1080P) and VGA—provide flexible display options.

Specifications	
Electronic	IP Camera Input: Supports up to 8 IP cameras. Video Output: Provides both VGA and HDMI outputs, with HDMI supporting up to 1080P
Electrical	Power supply:-48V/2.5A NVR Power Consumption: Less than 10W (without hard disk drive). PoE Power Output: Total of 72W, with a maximum of 25.5W per individual port.
Resolution	Offers up to 8MP resolution for both preview and playback.
Storage	Equipped with 1 SATA HDD slot, supporting up to 8TB.
Bandwidth	Maximum network bandwidth of 80Mbps.
Use cases	Smart Homes Smart Hotels Smart Buildings Smart Offices .
Market region	Asia,UK

- GST Extra
- Product specifications may vary slightly due to upgradations

nue

Think New



SMART HOME | SMART OFFICE | SMART LIGHTING | IoT SOLUTIONS

Comprehensive OEM, ODM & IoT Solution Provider

**Manufacturifg Facility at
Gurugram, Harayana**



Connect with us...!

info@manoenterprises.in

www.manoenterprises.in

8660761473